











Presentation Skills: Completing the Story

<p>Aim: Select, use and combine a variety of software (including internet services) on a range of digital devices to design and create a range of programs, systems and content that accomplish given goals, including collecting, analysing, evaluating and presenting data and information. This is the final of three lessons where children apply the learning from the previous lessons to create a branching story. Here they complete their story, and evaluate slide layout to ensure consistency and effectiveness.</p> <p>I can evaluate slide layout and make improvements.</p>	<p>Success Criteria: I can complete slides so as to maintain the design and an effective layout. I can edit as required to maintain the design and an effective layout. I can evaluate how effectively my work meets the requirements.</p>	<p>Resources: Lesson Pack Desktop or laptop computers Presentation application Branching Story Plan</p>
	<p>Key/New Words: Evaluate, text, colour, image, picture, audio, video, layout</p>	<p>Preparation: Evaluation Activity Sheet - as required</p>

Prior Learning: Children able to insert images, audio and video if required. They also need to have finished their plans and presentation templates.

Learning Sequence

	Layout: Remind the children they need to make sure their slides are well laid out as they work through their presentation adding the text. They should keep the layouts similar, and make sure the text is well laid out.	
	Story: The children type the text for their story, ensuring their slides look good. Children can add images, audio and video.	
	Share: Children share their stories, checking they work well, and looking carefully at slide layouts, evaluating their look.	
	Edit: Children continue working on their stories, responding to any comments by their partner.	
	Branching Stories: All children save their stories and put in presentation mode, for children to move around the classroom trying out each other's stories. Whiteboards or paper could be left for comments. Evaluation Activity Sheet is provided if needed.	

Task

inkleit: Children create their own branching _____



Computing

Presentation Skills





Aim

- I can evaluate slide layout and make improvements.

Success Criteria

- I can complete slides so as to maintain the design and an effective layout.
- I can edit as required to maintain the design and an effective layout.
- I can evaluate how effectively my work meets the requirements.

Layout

Make sure your slides are well laid out and follow a similar layout:



Cinderella realises she must leave.

She runs out of the castle, losing one of her glass slippers.

The slipper is lost.

The Prince finds her slipper.

Story



Type the text for your story and label the hyperlinked text boxes.

Add images, audio or video where appropriate.

Think carefully about the layout of each page.

- text font, colour and size
- text box formatting
- overall layout



Share



Share your stories with a partner.



Check the hyperlinks all work.



Evaluate the layouts of the slides.



Can you make any suggestions?



Edit



Edit your presentation following any comments or suggestions from your partner.

Consider how you would use images, audio or video to enhance your presentation.



Branching Stories



Leave your story in presentation mode on your computer.

Go round and view other children's stories.

Write some comments on the evaluation sheet.

Think about:

- layout
- use of fonts
- colour
- use of any images, audio or video






Aim

- I can evaluate slide layout and make improvements.

Success Criteria

- I can complete slides so as to maintain the design and an effective layout.
- I can edit as required to maintain the design and an effective layout.
- I can evaluate how effectively my work meets the requirements.



Evaluation

Name	What I Liked	Suggestions

Evaluation

Name	What I Liked	Suggestions

Computing | Completing the Story

I can evaluate slide layout and make improvements.		
I can complete slides so as to maintain the design and an effective layout.		
I can edit as required to maintain the design and an effective layout.		
I can evaluate how effectively my work meets the requirements.		

Computing | Completing the Story

I can evaluate slide layout and make improvements.		
I can complete slides so as to maintain the design and an effective layout.		
I can edit as required to maintain the design and an effective layout.		
I can evaluate how effectively my work meets the requirements.		

Computing | Completing the Story

I can evaluate slide layout and make improvements.		
I can complete slides so as to maintain the design and an effective layout.		
I can edit as required to maintain the design and an effective layout.		
I can evaluate how effectively my work meets the requirements.		

Computing | Completing the Story

I can evaluate slide layout and make improvements.		
I can complete slides so as to maintain the design and an effective layout.		
I can edit as required to maintain the design and an effective layout.		
I can evaluate how effectively my work meets the requirements.		

Computing | Completing the Story

I can evaluate slide layout and make improvements.		
I can complete slides so as to maintain the design and an effective layout.		
I can edit as required to maintain the design and an effective layout.		
I can evaluate how effectively my work meets the requirements.		

Computing | Completing the Story

I can evaluate slide layout and make improvements.		
I can complete slides so as to maintain the design and an effective layout.		
I can edit as required to maintain the design and an effective layout.		
I can evaluate how effectively my work meets the requirements.		

Computing | Completing the Story

I can evaluate slide layout and make improvements.		
I can complete slides so as to maintain the design and an effective layout.		
I can edit as required to maintain the design and an effective layout.		
I can evaluate how effectively my work meets the requirements.		

Computing | Completing the Story

I can evaluate slide layout and make improvements.		
I can complete slides so as to maintain the design and an effective layout.		
I can edit as required to maintain the design and an effective layout.		
I can evaluate how effectively my work meets the requirements.		